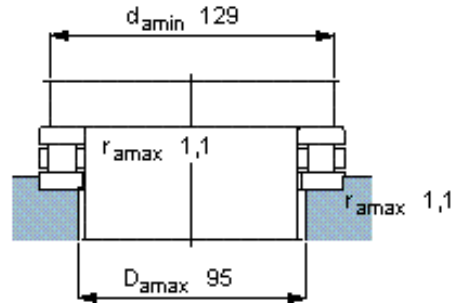
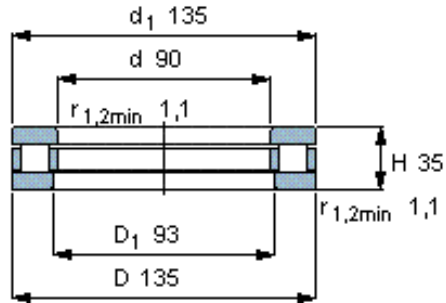
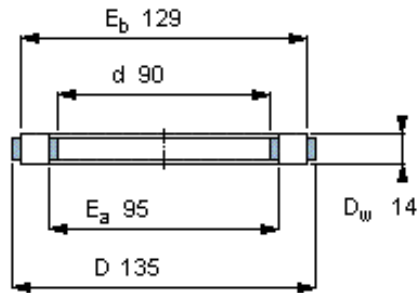


Principal dimensions			Basic load ratings		Speed ratings		Designations	
d	D	H	dynamic C	static C0	Reference speed	Limiting speed	Complete bearing	Roller and cage thrust assembly
mm			kN		r/min		-	
90	135	35	232	865	1000	2000	81218 TN	K 81218 TN

Complete bearing



Roller and cage thrust assembly



K 81218 TN

Mass kg 0,54

Appropriate components

Shaft washer
WS 81218

Housing washer
GS 81218

